

Rockdale Church Of Christ Website

Home Page

Welcome to the Rockdale church of Christ - Windows Internet Explorer

http://www.rockdalechurchofchrist.org/

File Edit View Favorites Tools Help

Welcome to the Rockdale church of Christ

Rockdale church of Christ

705 Smyrna Road | Conyers, GA 30094 | (770) 929-3973

"So then do not be foolish, but understand what the will of the Lord is" --Eph 5:17

- Home
- About Us
- Contact Us
- Study Links
- Sermons
- Member Assignments
- Bible Study Classes
- Membership Directory
- For Our Children
- Forms
- Email Webmaster

Services	Times
Sunday AM Bible Study	9:30 am
Sunday AM Worship	10:30 am
Sunday PM Worship	5:30 pm
Wednesday Bible Study	7:30 pm
Singing & Scripture Reading	Last Wednesday of Month @ 7:30 pm
Bible Reading	1st. Monday of Month @ 7:30 pm

Click Building for Map and Directions



The website address is <http://www.rockdalechurchofchrist.org>. When you enter the website the page shown above will always appear on your screen. This is the “Home Page” for the website. Listed in a column on the left side of this page is a series of “links”. When you move your mouse over these links your mouse cursor will change to the shape of a pointing finger. This tells you the text the finger is pointing to is a link.

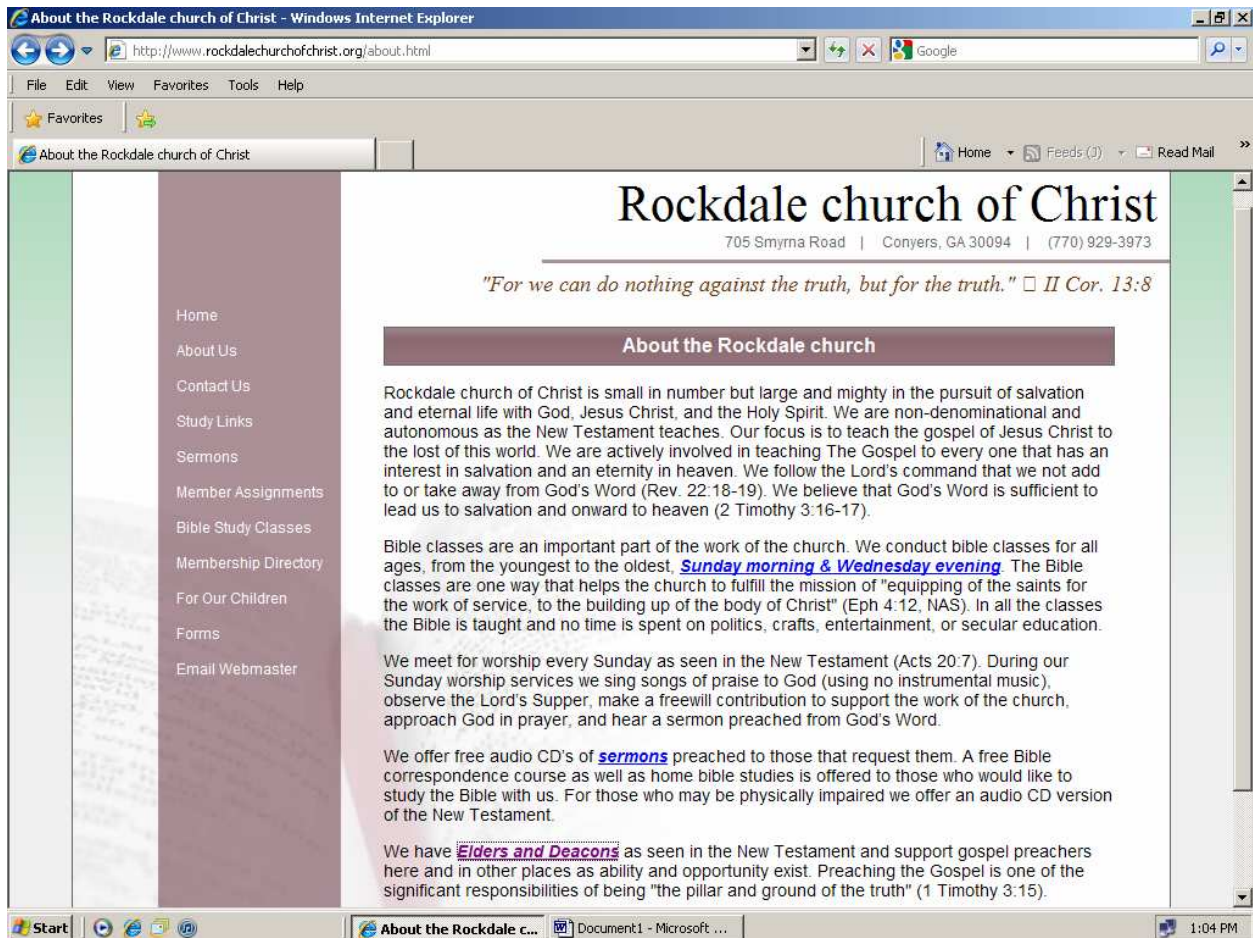
Click your left mouse on the text and you will leave the home page and enter the linked page. The linked pages are Home, About Us, Contact Us, Study Links, etc. The links are titled to represent most, but not all of the content that is available on the linked page. The same column of links appears on almost every page in the website. By left clicking on a link you can go to that page from any page on the website.

If you go to a page that does not list any “links” simply use the “back” arrow in the upper left corner of your browser to return to the previous page(s). Do not use the “X” in the upper right hand corner as this will exit the website in most cases.

You can also view a directions map by clicking on the picture of our building. Following are pictures of various website pages and a description of their contents.

Rockdale Church Of Christ Website

About Us Page



The “Contact Us” page gives a broad overall view of the mission, services, and organization of the Rockdale Congregation. You will notice that there are several words shown in a **different color and underlined**. These are links. Click on them and you will be taken to the page that lists our schedule of services, our on-line recorded sermons, and the Elders & Deacons information page.

You can click on the “Home” link to return to the Home Page or any other page link to view that page.

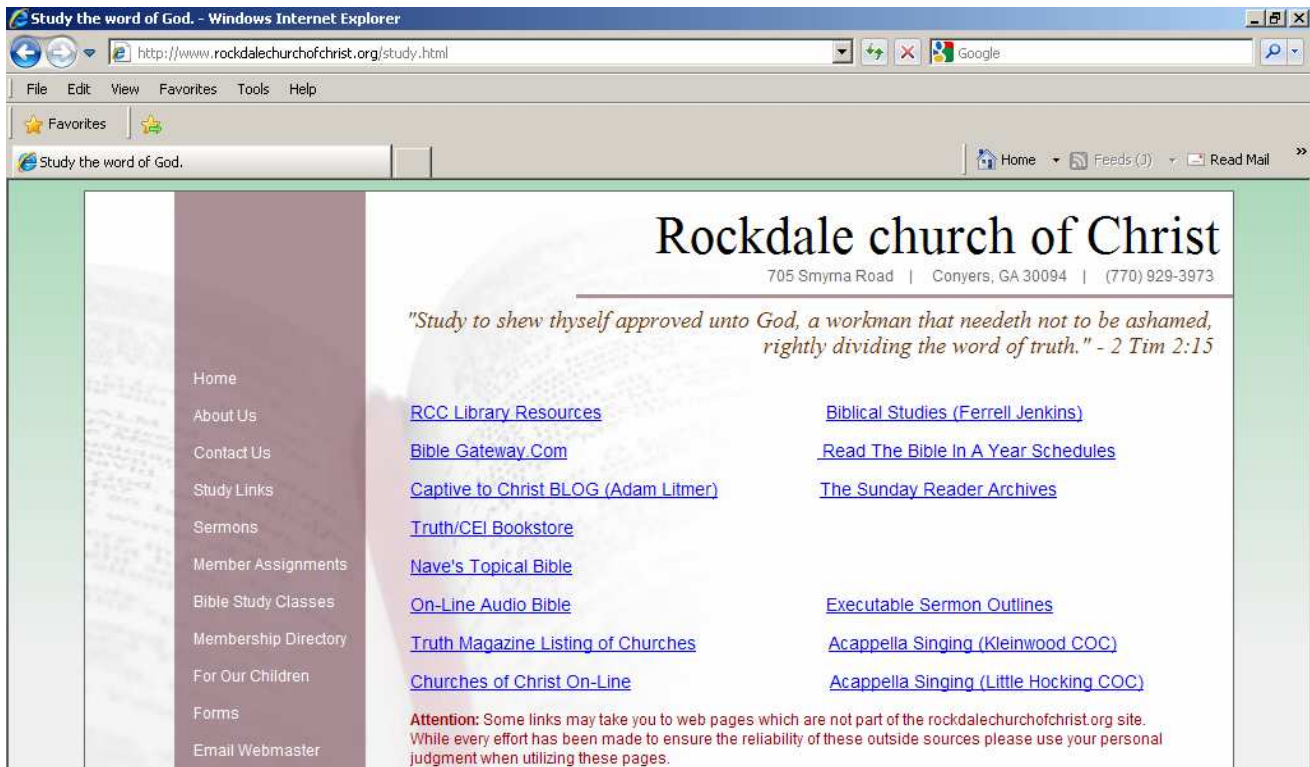
Rockdale Church Of Christ Website

Contact Us Page

The “Contact Us” contains “colored & underlined links”. Clicking on them allows you to view our Elders, Deacons, & Evangelist pictures and also email information, requests, etc. to them. Note that emails sent to the Elders or Deacons will be received by each Elder and Deacon. If you want to email a specific Elder or Deacon please use their personal email from the directory. The link for Evangelist on the Contact Us goes only to Joseph Casimier.

Rockdale Church Of Christ Website

Study Links Page



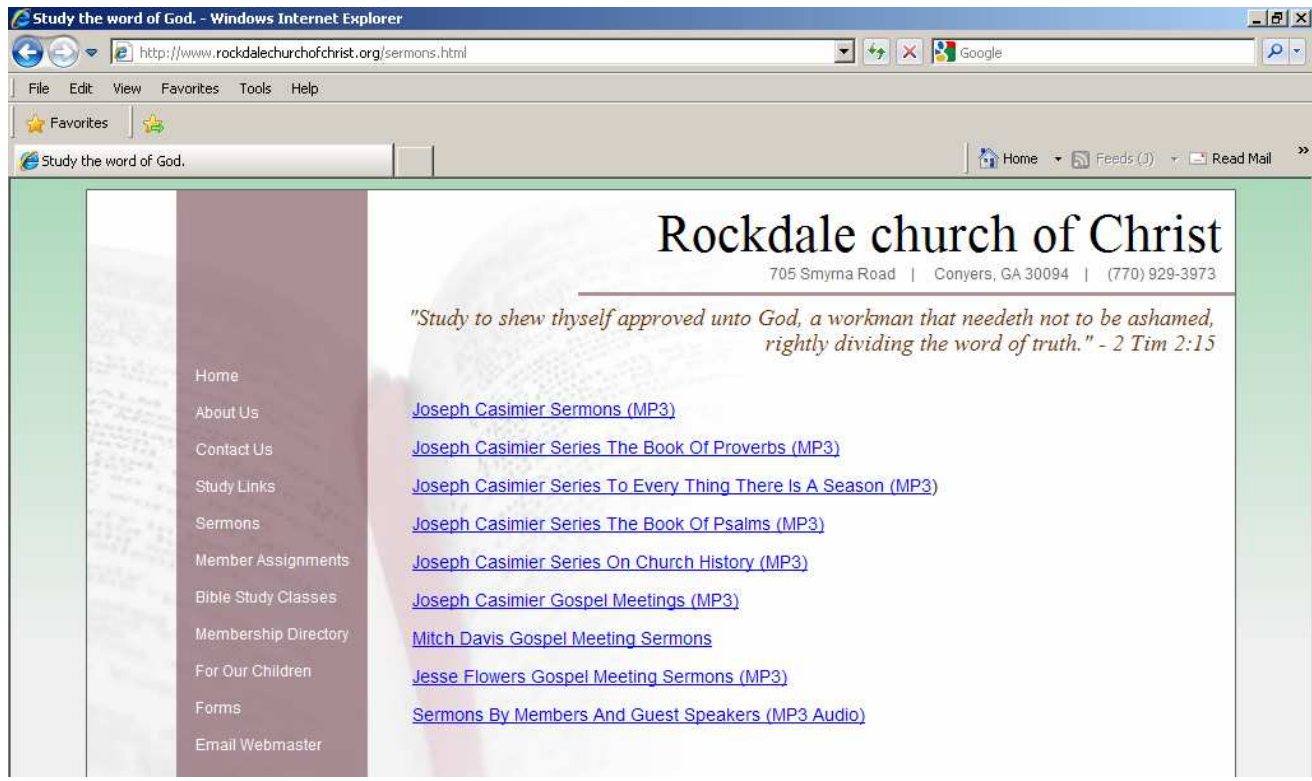
The “Study Links” page contains links to a wide range of resources for bible study. In addition there are links to bookstores, audio bibles, trading schedules, etc. Clicking on the links for “Acappella Singing” takes you to a list of hymns that can be listened to on-line or downloaded for listening or burning to a CD.

From time to time one of the links may not function because of changes made by the linked source (i.e. Acappella Singing). If this happens click on the “Email Webmaster” and let me know and I will correct the error. From time to time some resources may be replaced.

To return to another page or to the Home Page click on the page name links in the left hand column. If you are in a resource suppliers web page simply press the “back” arrow in the upper top left corner of your browser. Clicking on the X in the upper right hand corner will in most cases exit you from the resource website and the Rockdale website.

Rockdale Church Of Christ Website

Sermons Page



The “Sermons” page contains links to Josephs Lords Day sermons for 2010 and 2011. Gospel Meeting sermons, series, and sermons from our members and outside speakers are listed as well.

All these sermons can be listened to on-line using your computers built in software. They can also be downloaded for saving/listening to on your computer, burning to a CD, transferring to you MP3/Ipod player, etc.

To download left click on the category that contains the sermon(s) you want (i.e. Series, Gospel Meetings, Guest Speakers, Joseph, etc.). Locate the sermon (listed in name order) you want. To listen to the sermon on-line simply double click on the sermon name. You can also right click on the name and choose “Open”. The sermon will start playing shortly. Adjust your computers sound volume to your taste.

To download the file right click on the sermon name. A list will open. Choose “Save Target As” from the list. A box will open that gives you an opportunity to change the location for saving and renaming the file. The file can then be burned to a CD or mp3/ipod. If you **copy** the sermons to a CD in the website mp3 format you can get over 100 sermons/songs on a single CD. The sermons can be sorted by name or date modified by clicking on the words “Name” or “Last Modified” at the top of the page.

The rest of the website pages contain schedules, work groups, teaching assignments, duty roster, etc. There is also a section for children and teens.

Keep in mind that whenever you are accessing a website outside our Rockdale website that we have no control over their content. We have tried our best to only include resources that are doctrinally correct and within the scope of biblical authority. However, there may some cases where the teaching is not sound. You

can use these instances as teaching opportunities. Use your judgment as a parent to explain the errors and provide the correct teaching.

All of the documents available are in Adobe PDF format. If you do not have the Adobe PDF Reader it can be downloaded for free from the Internet by going to Adobe's website. None of the documents can be edited on the website. You cannot upload and documents, pictures, etc. to the website without the authorization of the Elders.

The "Membership Directory" webpage is user and password protected. Please do not pass out this information to anyone who is not a member of the Rockdale Church of Christ. The membership webpage contains a complete directory, addresses, phone numbers, birthdays & anniversaries and other information that must remain confidential. If you cannot access the "Membership Directory" webpage please call me via phone and I will provide you with the user id and password that is required.

A Few Tips About Navigating Our Website

The website is easy to navigate if you keep a few simple rules in mind. When getting ready to leave a webpage you have several options. You can choose the webpage link from the links in the left hand column of each **main** webpage. You can also use the "back" arrow in the upper left hand corner of your browser. Note that if you want to go back one or two steps this is the easiest and fastest way. **If you are in the Rockdale website you will use the "back" arrow the vast majority of the time.**

Do not use the "X" to go back to another page except under certain conditions. In most cases this will close the Rockdale website completely. If you accessed a website by going through the Rockdale website (i.e. Bible Gateway.com) sometimes you may click on the "X" to exit that website. In some cases you will be returned to the Rockdale website, in other cases your browser will close. The rule of thumb to use is; **IF THE "BACK" ARROW IS BRIGHTLY LIT YOU NEED TO CLICK ON IT. IF THE "BACK ARROW" IS DIMMED OUT YOU NEED TO CLICK ON THE "X".** As stated previously you will use the "back" arrow the majority of the time.

In order to make it easier to access the Rockdale website you should "Add" it to your list of favorites that is shown when you start your web browser. Another way is to create a shortcut on your desktop, To create the shortcut complete the following steps:

1. Go to www.rockdalechurchofchrist.org.
2. Make sure you are on the "Home Page"
3. At the VERY TOP of your browser is an address bar, <http://www.rockdalechurchofchrist.org/index.html> should be listed.
4. Move your mouse into this address and press the RIGHT mouse button
5. Choose "COPY"
6. Exit the website and go your desktop
7. Click on a blank space on your desktop screen
8. RIGHT click on the blank space and choose "NEW" and the "SHORTCUT"
9. RIGHT click inside the box that opens and choose "PASTE"
10. After the address has been copied into the line choose "NEXT"
11. You can type in a name for the desktop link. Rockdale Website works well.
12. You can now click on this icon and be taken directly to our website without starting your browser and choosing the website from your favorites list.